



DOUBLE INLET CENTRIFUGAL FANS ASPIRODOR 200-300-400

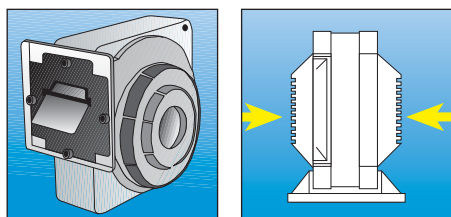




DOUBLE INLET CENTRIFUGAL FANS ASPIRODOR 200-300-400

- Centrifugal fans to extract air and fumes through ducts or pipes.
- Can be ceiling and wall mounted.
- Supplied with installation flange.
- Double inlet fans.
- In accordance with EN 60335-2-80.
- In ABS material.

For all Aspirodor range

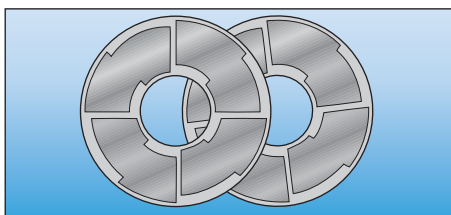


Gravity shutter to prevent the entry of air.

The double inlet combines silent operation with high performance.

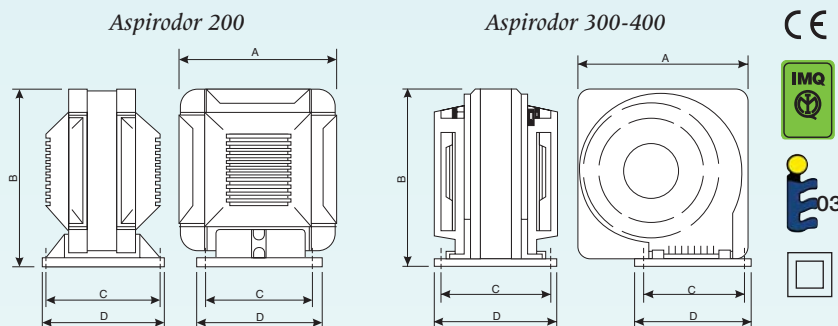
Horizontal or vertical mounting.

For all Aspirodor range, simple main connection via external connector box.

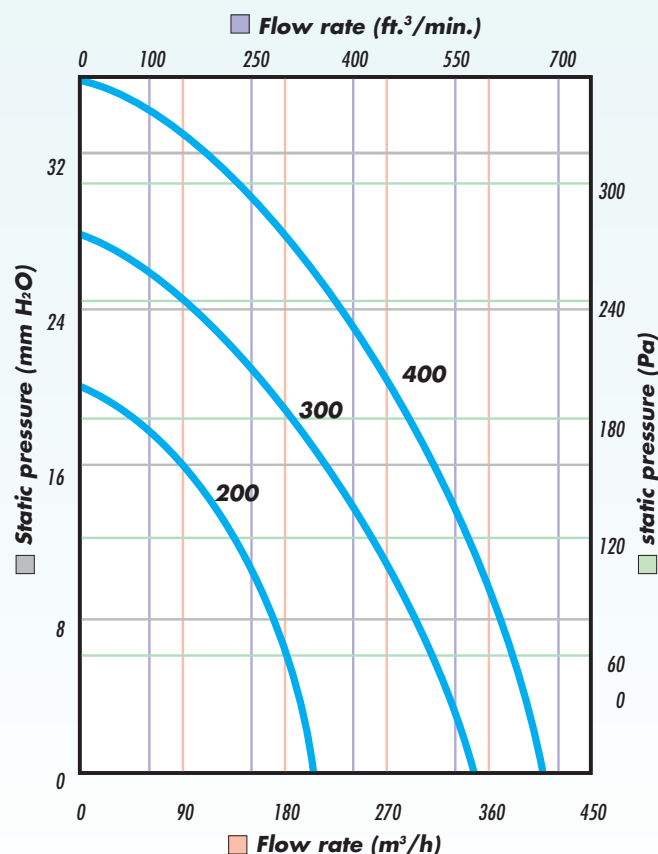


Aspirodor 300 and 400 models only, with washable filters to protect moving parts, easily removed for cleaning.

Dimensions



Model	A	B	C Mount. holes	D
Aspirodor 200	205	220	130	160
Aspirodor 300	227	245	130	160
Aspirodor 400	243	256	130	160



Technical Data

Model	Ref.	Hole diameter mm	Flow rate mm m ³ /h	W	Nominal voltage and frequency	Max pressure mm H ₂ O	dB (A) 3 m	Weight kg
ASPIRODOR 200	OW 145 5	100÷150	200	80	220-240V 50Hz	21	49	1,75
ASPIRODOR 300	OW 149 7	100÷150	350	80	220-240V 50Hz	27	53	2,2
ASPIRODOR 400	OW 151 3	100÷150	400	80	220-240V 50Hz	35	55	2,75